

JAZZ LICK OF THE WEEK!

#1

C Bass Cleff inst.


"The minor II - V"

I'll call it that (maybe most do) because its notes are derived from the harmonic minor scale, and diatonically belongs to a minor chord (Ask me about that if you're interested). The dominant chord that is part of the "package" is used a real lot in minor or major settings, and is one of the most colourful, most commonly used, and not that hard to get under the fingers.

Here's the background:

Take a harmonic minor scale of Dm.

D harmonic min (I)



If we write the scale starting on the second degree (the "II" of the progression) we get this.

Em7b5 (II)



1


b3

b5

7

If we write the scale starting on the fifth degree we get this:

A7(b9, b13) (V)



1

b9

3

5

b13

7

1

*The numbering of notes is a "chord scale" method, highlighting the chord notes, and available tensions. (not a discussion for here, but hopefully displays the tensions that are created.)

So there's a great example of diatonicism (is that a word?) at play ie, for a "II V I" going to a minor chord, all of the nice notes are right there in the tonic scale, you just need to play them in a different order!

Well, that's part of it anyway. PTO for some lines!

Here's a line pretty much just going down the scale

Again, just going scale wise in the first bar, and notice the arpeggio pattern in bar 2.

The C# in the first bar (below) hints at the V7, then a classic bebop pattern of target note approached from below, above, below and then target.

This chord sequence happens to make up the bulk of the chords to Autumn leaves. Not the opening 4 bars, but 5-8, and lots more of it. In fact, out of its 32 bar form, this pattern occurs 4 times (4 x 4 bars), and loosely even a 5th. So These licks will get you through over half of it!

(In Jazz Licks #2 we'll do the opening 4 bars, which in turn constitutes pretty much the other half of Autumn Leaves).

To put it into practice, here's the changes to Autumn Leaves, and wherever you clicked to be directed to this page will have a link to a backing track of the tune.

Every time you see the min II V I try any of the licks we've done here. (And of course, try and adapt them yourself)

(You'll probably want to print off these pages before you play the mp3).

Hope this was useful, and we'll cover the major II V I next time (and then you'll have pretty all of Autumn Leaves under your belt!).

Subscribe at pigletmusic.com to be notified when the next "Jazz Lick Of The Week" gets released. (Most likely "Lick of the Month").

PTO for Autumn Leaves chords.


"AUTUMN LEAVES"

Gm7

C7

Fmaj7

Bbmaj7



Em7(b9)

A7

Dm



Em7(b9)

A7(b9)

Dm



Gm7

C7

Fmaj7



Em7(b9)

A7(b9)

Dm7

Db7

Cm7

Cb7



Bbmaj7

A7(b9)

Dm

